

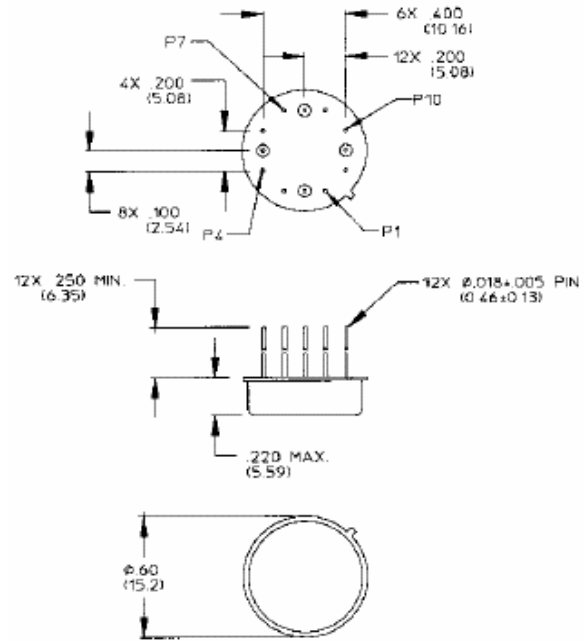
**Three-Way Power Divider,
3 - 700 MHz**

**DS-328
V3**

Features

- Insertion Loss: 0.4 dB Typical Midband
- Isolation: 28 dB Typical Midband
- Input VSWR: 1.2:1 Typical
- Impedance: 50 Ohms Nominal
- Maximum Power Rating or Input Power: 1 Watt Max.
- Internal Load Dissipation: 0.125 Watts Max.
- MIL-STD-202 Screening Available

TO-8-2



Description

A Power Divider is ideally a lossless reciprocal device which can also perform vector summation of two or more signals and thus is sometimes called a power combiner or summer.

Pin Configuration

Pin No.	Function	Pin No.	Function
1	GND	7	GND
2	Output	8	Output
3	GND	9	GND
4	GND	10	GND
5	Output	11	Input
6	GND	12	GND

Bottom of Case is AC Ground
Dimensions in () are in mm
Unless Otherwise Noted: XXX = ±0.010 (XX = ±0.25)
XX = ±0.02 (X = ±0.5)

Electrical Specifications¹: T_A = -55°C to +85°C

Parameter	Test Conditions	Frequency	Units	Min	Typ	Max
Insertion Loss	Less Coupling	3 - 500 MHz	dB	—	—	0.70
		500 - 700 MHz	dB	—	—	1.0
Isolation	—	3 - 700 MHz	dB	20	—	—
Amplitude Balance	—	3 - 500 MHz	dB	—	—	0.25
		500 - 700 MHz	dB	—	—	0.4
Phase Balance	—	3 - 500 MHz	°	—	—	3
		500 - 700 MHz	°	—	—	4
VSWR	All Ports	10 - 500 MHz	Ratio	—	—	1.3:1
		3 - 700 MHz	Ratio	—	—	1.5:1

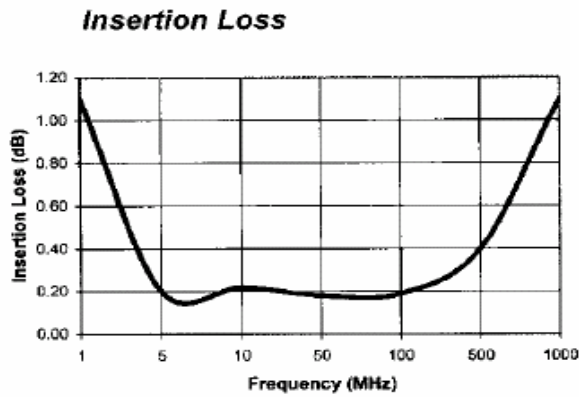
1. All specifications apply with 50 ohm source and load impedance.
This product contains elements protected by United States Patent Number 3,428,920.

**Three-Way Power Divider,
3 - 700 MHz**

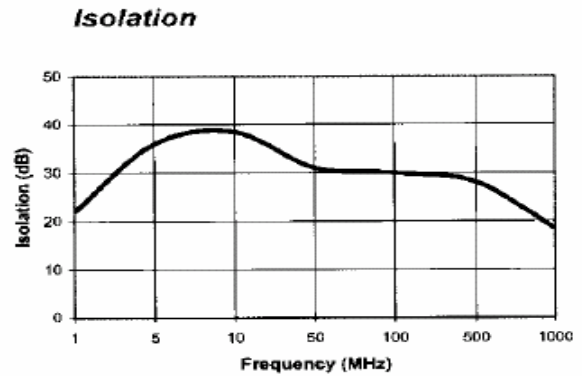
**DS-328
V3**

Typical Performance Curves

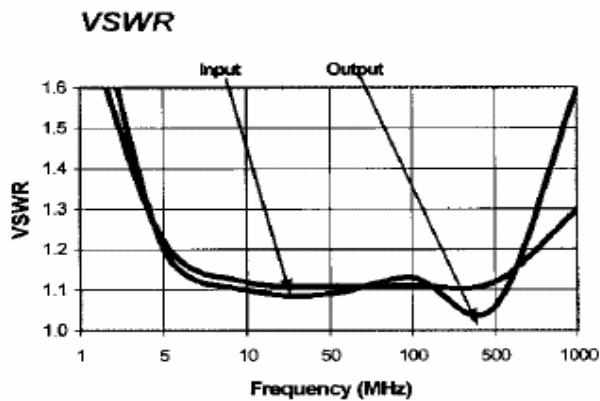
Insertion Loss



Isolation



VSWR



Ordering Information

Part Number	Package
DS-328 PIN	TO-8-2